



宜進實業股份有限公司  
YI JINN INDUSTRIAL CO., LTD.



宏洲纖維

HUNVIRA®

---

2021  
Investor Conference

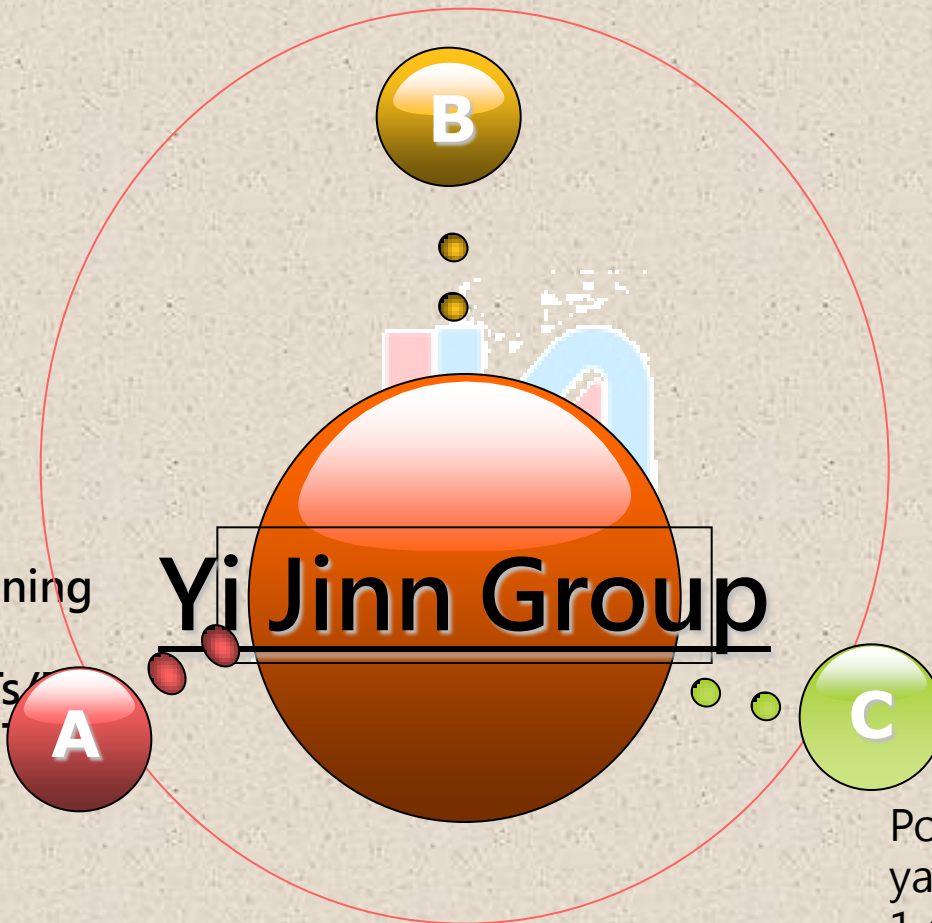


Stock Code #1457



Stock Code #1413

POY, FDY Direct spinning  
4500Ts/M  
Chip spinning 2600Ts/M  
Polyester chips 1000



Stock Code #4420

Polyester & Nylon textured  
yarn; Compounded Yarn;  
1,400Ts/M

# 簡報內容方式

*Yi  
Jinn*

*Hung  
Chou*

Conclusion

Q&A

Introductions、Manufacturing

Capacity and Output、Income statement



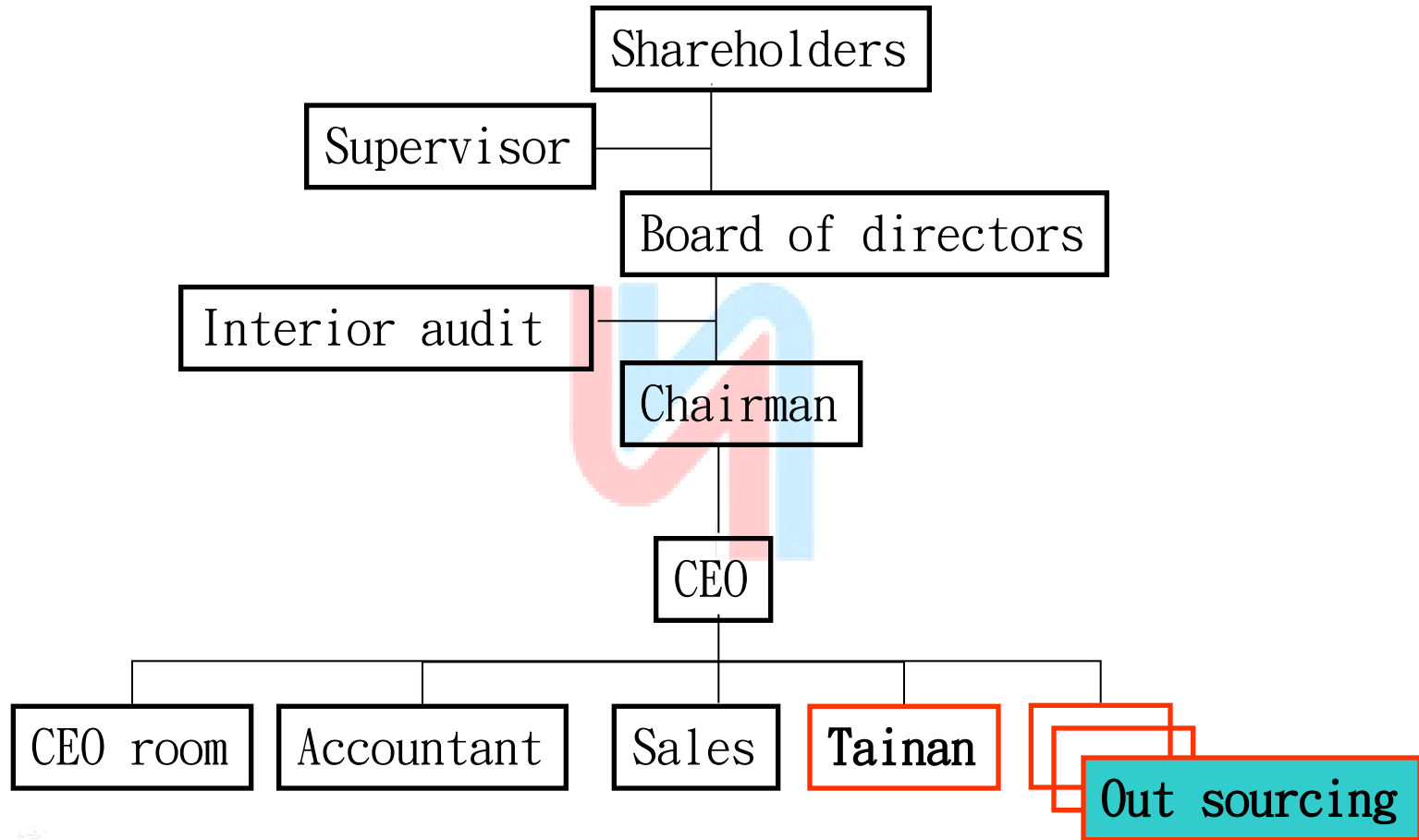
宜進實業股份有限公司  
**YI JINN INDUSTRIAL Co., LTD.**

Institutional investors of **2021**

# Introduction of Yi Jinn

- Establishment : 1981
- Concept : Innovation, Integrity, Growth and Collaboration
- Main Operation: Business of man-made and nature fiber, real estate
- Purchase factory in Tainan(2011), which produce POY&DTY ◦
- Acquisition Kwang Ming by stocks (2013) in 46.56%
- Acquisition Hung Chou by stocks (2015) in 40.57%
- Capital : NTD 3 billion
- Revenue in 2019 : NTD 40.7 billion
- **Revenue in 2020 : NTD 27.1 billion**

# Construction



# Out source processing

Out sourcing : **industrial TAPE**

Application : facility of aviation and transportat

Area : USA, Japan, France...etc.

Selling volume : 148,777 thousand yards in 2017

154,804 thousand yards in 2018

161,102 thousand yards in 2019

164,143 thousand yards in 2020

**151,679 thousand yards in 2021**

**(Jan~Nov)**



Proportion of the company's individual revenue: 74%

# Income statement of Yi Jinn

Unit : thousand NTD

Unit : thousand NTD	2020	%	Q1~Q3 2021	%
Sales revenue	2,707,215		<b>3,086,383</b>	
Costs	2,501,874	92	<b>2,667,923</b>	<b>87</b>
Gross profit	205,341	8	<b>418,460</b>	<b>13</b>
Profit	556,686		<b>356,589</b>	
Profit attributable to owners of parent	644,257		<b>211,608</b>	
EPS	2.89		<b>0.95</b>	



YI JINN

宜進實業股份有限公司



HUNVIRA

宏洲纖維



光明絲織  
KWANG MING





宏洲纖維

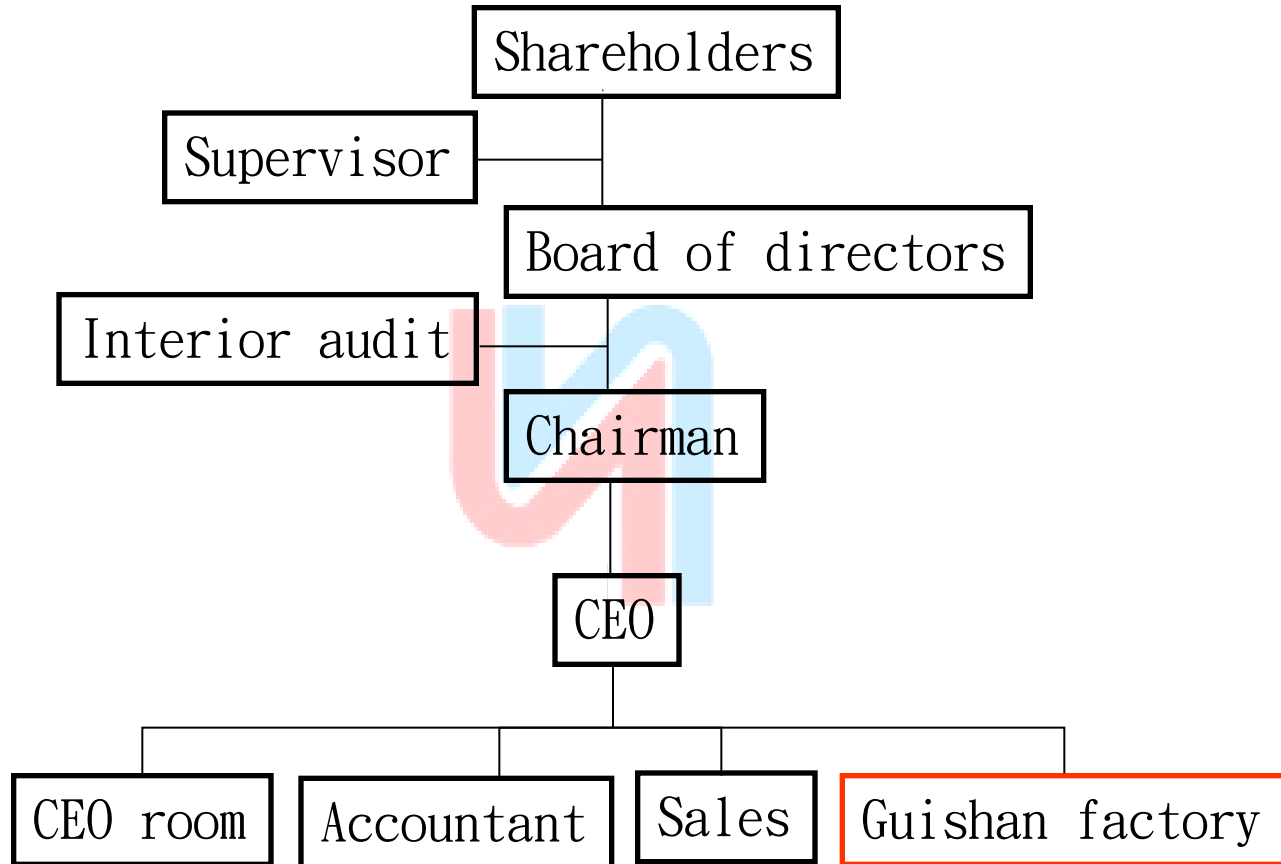
Institutional investors of 2021



# Introduction of Hung Chou

- Establishment : 1968
- Set up on Dihua street
- Produce and sale POY
- Acquire by Yi Jinn in 2015
- Relocate in Neihu district in order to have better development
- Capital : NTD1.3 billion
- Revenue in 2019 : NTD 29.5 billion
- **Revenue in 2020 : NTD 15.6 billion**

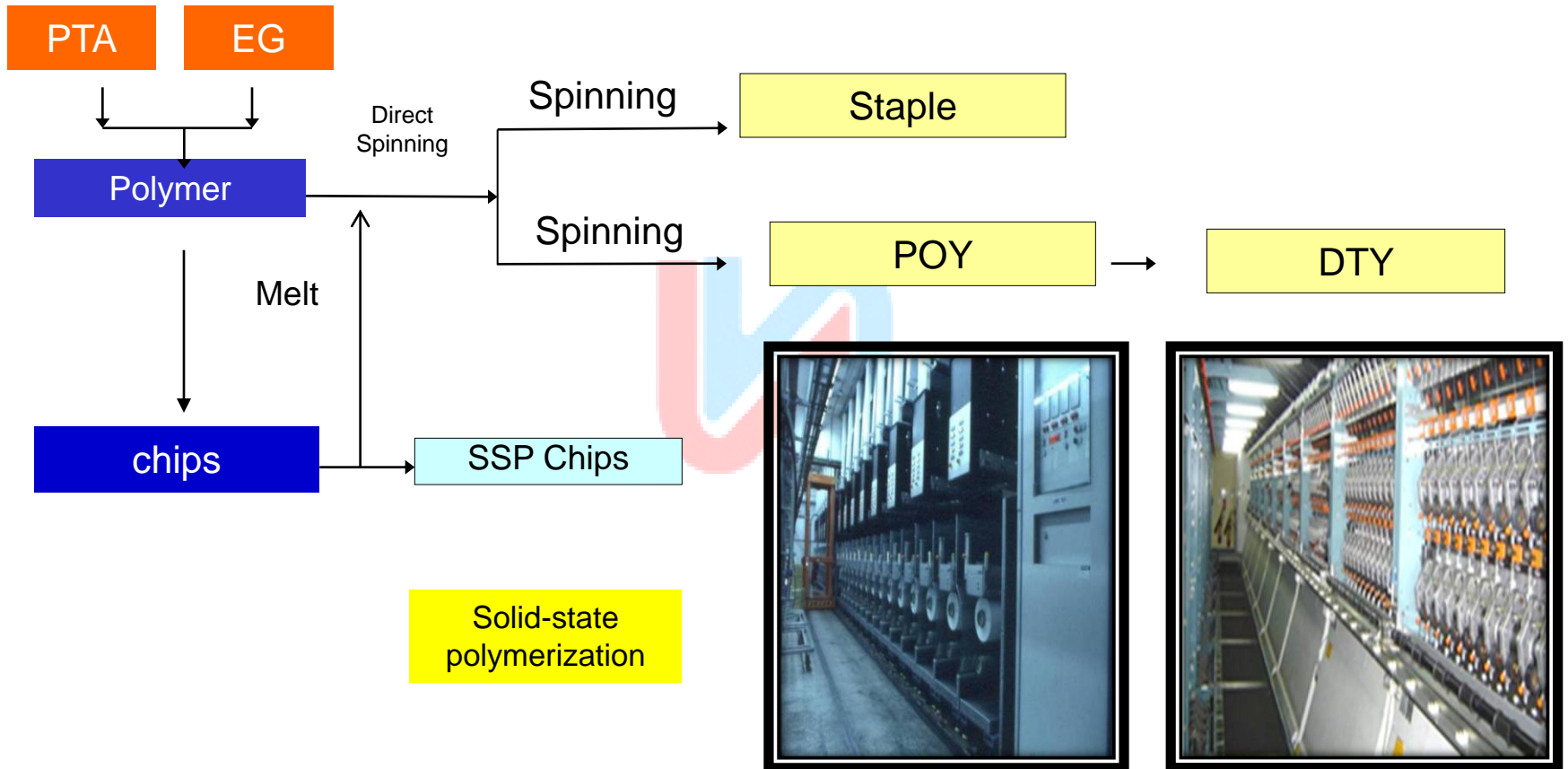
# Construction



# Polyester fiber manufacturing



# Polyester fiber manufacturing process



# Hung Chou- Guishan factory

Main product :

Poly chip & Poly fiber

• Polymerization capacity : 9,000T/month  
Recent output : 7,800T/month

• POY production line capacity : 7,200T/month  
Recent output : 6,800T/month



Facility	Amount
Polymerization	1 line
POY production line	21 line



# Income statement of Hung Chou

Unit : thousand NTD

Unit : thousand NTD	2020	%	<b>Q1~Q3 of 2021</b>	%
Sales revenue	1,558,963		<b>2,131,349</b>	
Costs	1,631,827		<b>2,005,996</b>	
Gross profit	(72,864)	(5)	<b>125,353</b>	<b>6</b>
Profit	(162,038)	(11)	<b>61,420</b>	<b>3</b>
EPS	(1.23)		<b>0.46</b>	



# SWOT analysis

<p><b>(S)</b> Strength</p>	<ul style="list-style-type: none"> <li>❑.High innovation, low cost, strong international marketing</li> <li>❑.High ambition</li> <li>❑.Flexible operating and vertical integration</li> <li>❑.Improvement of techniques, lower operating cost to maintain competitive advantage</li> </ul>	<p><b>(O)</b> Opportunities</p>	<ul style="list-style-type: none"> <li>❑.Increasing of domestic and Asian markets</li> <li>❑.Develop both F fabric (fashion and function), to be more competitive.</li> <li>❑Combination of upstream and downstream industries, easy to develop innovative products</li> </ul>
<p><b>(W)</b> Weaknesses</p>	<ul style="list-style-type: none"> <li>❑.Too focus on common products</li> <li>❑.Mainly focus on production, fewer crucial techniques</li> <li>❑.Hard to make market segment</li> <li>❑.Hard to join international organization, trading being obstructed</li> </ul>	<p><b>(T)</b> Threats</p>	<ul style="list-style-type: none"> <li>❑.Low price: highly competitive with South-east country, China and Korea</li> <li>❑.High price: high competitive with European country, USA and Japan</li> <li>❑.Low Tariff protection, easily be dumped</li> </ul>





宜進實業股份有限公司

YI JINN INDUSTRIAL CO., LTD.



Yi Jinn has been engaged in fiber industry for **40** years, from the peak to the growth, maintain our spirit of integrity and collaboration by keeping research and development. Integrate raw material, DTY and production of cloth by acquiring Kwang Ming and Hung Chou.

# Innovation、Comfort、 Healthy Life

➤ 2017

Join the production supply chain of the United States well-known 37.5™ technology yarn. This helps body manage the moisture in microclimate to keep body in “37.5 zone” of comfort and performance.



# Concept of leading



Maintaining the attitude of innovation, integrity, growth and collaboration from 1981. Assistance and trust between relations of labor and capital makes company stronger and stronger.

Our company keep developing high quality and highly adding value products. We would improve our production, and integrate upstream and lowstream in the future, becoming much stronger Yi Jinn.

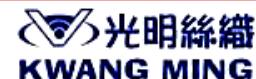
**Position:** Chairman of YiJinn, Hung Chou and Kwang Ming

B.O.D. Taiwan Man-made Fiber Industries Association

B.O.D. Chinese National Federation of Industries

# Yi Jinn Group's recent investment in real estate overview

						單位：萬元	
標地名稱	購置日期	所有權人	坪 (不含車位)	車位	取得價格	投報率%	
南港成功路土地	2017.10.05	宜進	<b>1638.88</b>		196,748	合建	
		光明					
		大田					
南軟一期C棟6F	2017.12.22	宜進	<b>1141.51</b>	16	61,000	3.10%	
內湖德孚瑞光11F	2018.01.10	大田	<b>165.39</b>	4	12,483	2.86%	
台中振興路土地	2018.03.01	大宜	<b>9430.44</b>		190,000	變更	
國揚矽谷11~13樓	2018.7.26	宜進	<b>3248.22</b>	90	98,227	預售	
汐止遠雄U-TOWN 97號12、22、33樓 95號35、36樓 93號23、26、29、30、34、35樓	2018.03.26	宜進	<b>12975.22</b>	102	444,847	2.73%	
	ò	大田					
	2021.12	億東 光明 宏洲					
新湖二路228號	2019.09	宜進	<b>450.00</b>		54,000	1.70%	
					1,057,305		





# Thank you for listening!



## Q & A